

UT383S

Digital Light Meter User Manual

1. Introduction

UT383S is a stable, safe, reliable mini digital light meter, widely used in lighting applications, agriculture and animal husbandry, mining enterprises, laboratory, office, household, street lights construction and others.

Features:

- Precise optical sensor
- User friendly operation: split design with extendable cable
- Clear reading: LCD screen

This user manual includes safety information and warnings. Please read this manual carefully and understand all warnings.

⚠ Warning:


Before using the product, please read operation safety carefully.

2. Packaging list

Open the box and take out the meter. Please check carefully if any items are missing or damaged:

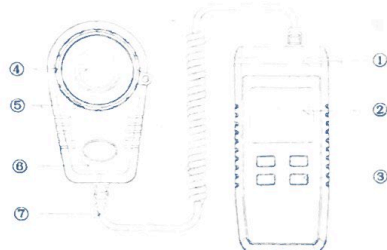
UT383S	1
Blister	1
User manual	1

3. Operation safety

- Please check the meter and accessories for any damage or anomaly before using. Do not use the meter if the case is apparently damaged, LCD does not work or it is not working properly in any way.
- Follow operation instruction while measuring.
- Do not open the meter and change internal wiring to avoid damage.
- Replace the battery when  appears on screen. Remove the battery if the meter is not used for a long time.
- Do not store or use the meter in high temperature, high humidity, flammable, explosive or strong electromagnetic environment.
- Use soft cloth and neutral detergent to clean the case. Do not use abradant or solvent.

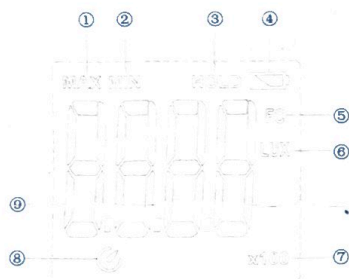
4. Structure

1. Host
2. LCD screen
3. Buttons
4. Illumination sensor
5. Sensor protection cover
6. Measuring probe
7. Extendable cable







5. Symbol

1. Max reading
2. Min reading
3. Data hold
4. Low power
5. FC(Foot candle)
6. LUX
7. Reading*10 or reading*100
8. Auto power off
9. Reading



6. Buttons

- (1) : **Power ON/OFF**
Under OFF status: Long press 1s to turn on the device.
Under ON status: Long press 1s to enable or disable auto power off function.
Short press to turn off the device.
- (2) : **LUX/FC: Unit switch**
During measurement, short press to switch the unit.
- (3) : **MODE: MAX/MIN reading selection**
Short press to switch between MAX/MIN values.
- (4) : **HOLD/BL: Data hold/backlight**
Short press to enable or disable data hold function.
Long press to turn ON/OFF backlight.

7. Technical specification

Range	Resolution		Accuracy	Note
0~199,900Lux	0~9999Lux	1Lux	±(4%rdg+8dgt)	Auto range switch
	≥10,000Lux	10Lux	±(5%rdg+10dgt)	
	≥100,000Lux	100Lux	±(5%rdg+10dgt)	
	0~999.9Fc	0.1Fc	1Fc=10.76Lux	
	≥1000Fc	1Fc		
	≥10,000Fc	10Fc		

A. General specification

- Display: 4 digit LCD screen. Max display: 9999
- Overload indication: When illumination is over 199900Lux, OL will be displayed.
- MAX/MIN reading display
- Data hold
- Backlight
- Auto power off: Automatic power off without operation for 5 minutes
- Sampling rate: 0.5s
- Drop test: 1m
- Battery: 3*1.5V(AAA)

B. Environment limitation

- Indoor use
- Max altitude: 2000
- Pollution grade: 2
- Operating environment: 0°C~40°C (≤80%RH)
- Storage environment: -20°C~60°C (≤75%RH)

C. Electrical specification

- Accuracy: 0~9999Lux, ±(4%rdg+8dgt)
≥10000Lux, ±(5%rdg+10dgt)
- Ambient temperature: 23°C±3°C
- Ambient humidity: ≤80%RH

8. Maintenance

1. General

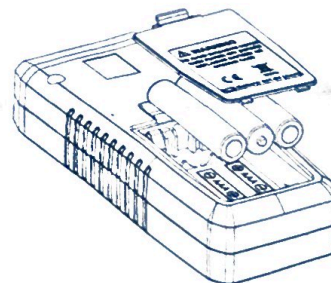
⚠ Warning: Please do not open the case, or it may influence the accuracy and damage the device.

- Clean the case with a damp cloth and detergent. Do not use abradants or solvents
- The maintenance and service must be implemented by qualified professionals or designated departments.

2. Battery replacement

To avoid false reading, replace the battery when the battery indicator  appears.

Battery type: 3* 1.5V AAA



UNI-T®

UNI-TREND TECHNOLOGY (CHINA) CO., LTD.

No6, Gong Ye Bei 1st Road,
Songshan Lake National High-Tech Industrial
Development Zone, Dongguan City,
Guangdong Province, China
Tel: (86-769) 8572 3888
<http://www.uni-trend.com>

